



START
HERE

FULL POTENTIAL ROADMAP

In Connecticut, a student's clear path to a college degree is a path to financial stability and success for the entire state.

This guide illustrates how Connecticut's private, non-profit colleges and universities help students of all ages and income levels achieve their full potential.



Identify best financial aid options for all students

More than 8 in 10 first-year students at CCIC member institutions receive financial aid they don't have to pay back!

Source: IPEDS



Many families don't realize that their best opportunities are actually affordable

Thanks to institutional aid, along with state and federal aid, our schools are able to offer generous financial aid packages to in-state students.

AVERAGE FOR FIRST-YEAR STUDENTS

LISTED ANNUAL TUITION:	\$50,944
FINANCIAL AID:	-\$23,693
NET ANNUAL TUITION:	\$27,251

THAT'S
CUT BY
47%!

Source: College Scorecard, 2016

LAST YEAR, CCIC MEMBER INSTITUTIONS GAVE STUDENTS MORE THAN



\$957,535,402

Source: IPEDS, 2015-16

STEP
2

Enroll in a school with high on-time graduation rates

The most affordable education is when students graduate on time!

Students have the best chance at success when they enroll in a sector that has the highest on-time graduation rates.

CONNECTICUT AVERAGE 4-YEAR GRADUATION RATES

CCIC

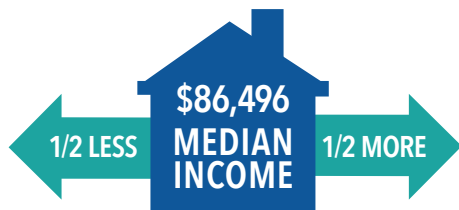
67%

PUBLIC

41%

Source: IPEDS

Our students come from all income levels...



Source: College Scorecard

13,185

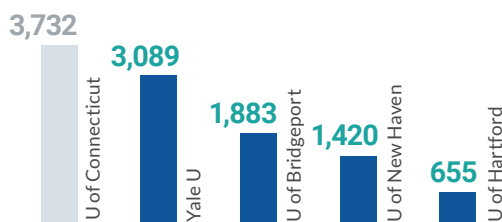
CCIC STUDENTS RECEIVED
PELL GRANTS THIS YEAR



Source: NAICU

and reflect the diversity of today's workforce

Students of different backgrounds, nations, age groups, and ethnicities find success at CCIC member institutions.

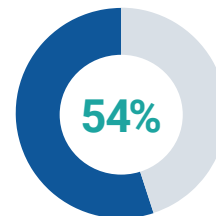


Top 5 schools with International students

Source: Open Doors

OVER
30%

Age 25 or older



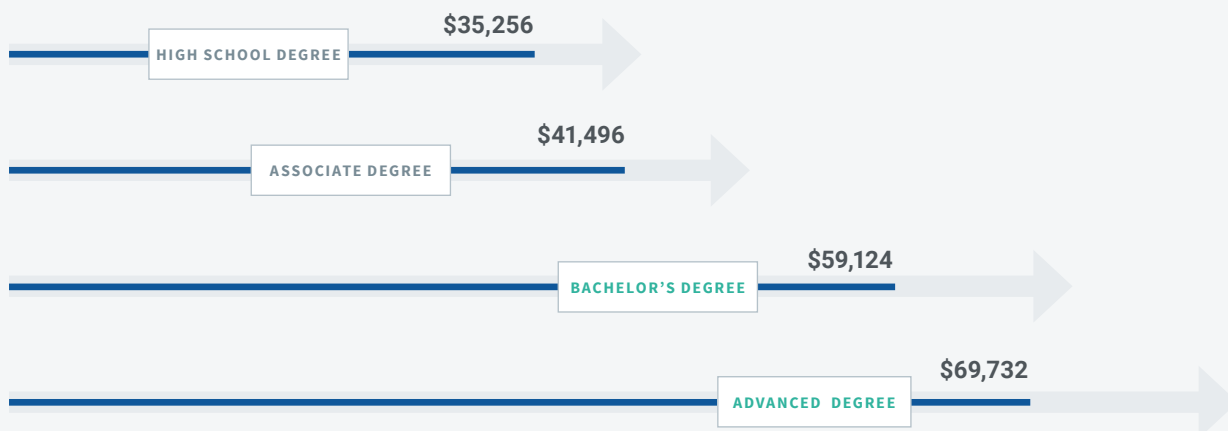
CCIC institutions award 54% of the bachelor's degrees earned by minority/non-white students in Connecticut.

Source: IPEDS, 2015-16

Know the options for career opportunities

A college education is a return on investment that lasts a lifetime! Bachelor's degree holders earn \$1.1 million more over a lifetime than those with only a high school degree.

MEDIAN ANNUAL SALARY BY DEGREE



Source: Bureau of Labor and Statistics

70% of future jobs in Connecticut will require a bachelor's degree or higher

Source: Georgetown Center on Education and the Workforce Report

A significant percentage of students pursuing bachelor's and graduate degrees in Connecticut attend CCIC member institutions.

Source: IPEDS, 2016

45%

UNDERGRADUATE STUDENTS

61%

GRADUATE STUDENTS

Companies hire college graduates with the skills a liberal-arts education provides

80% sought **Leadership Skills**

79% sought **Ability to Work in a Team**

70% sought **Written Communication Skills**

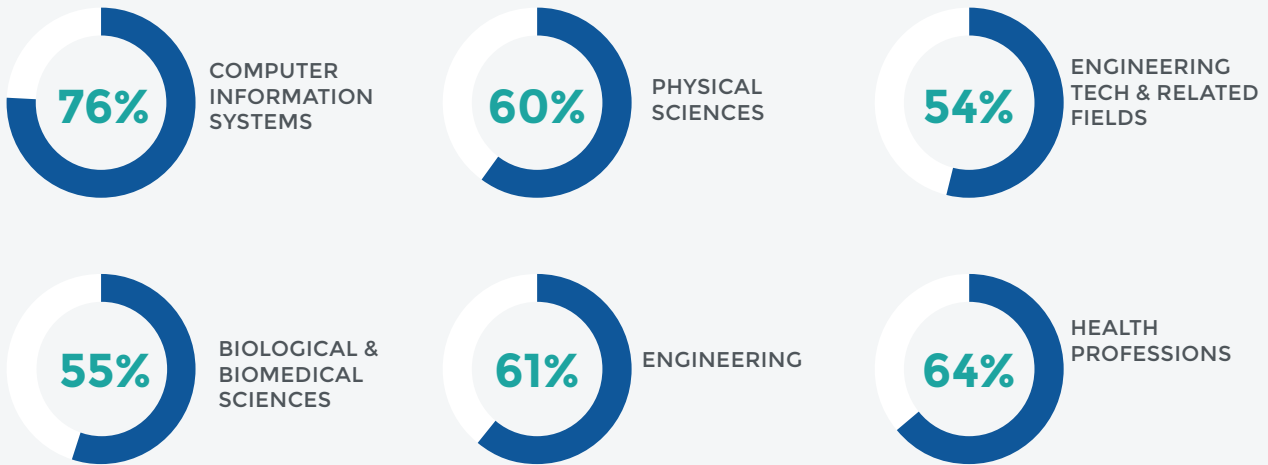
70% sought **Problem Solving Skills**

Source: 'Job Outlook 2016' (2015) National Association of Colleges and Employers. Analysis by the Council of Independent Colleges.



Go where the high demand degrees are offered

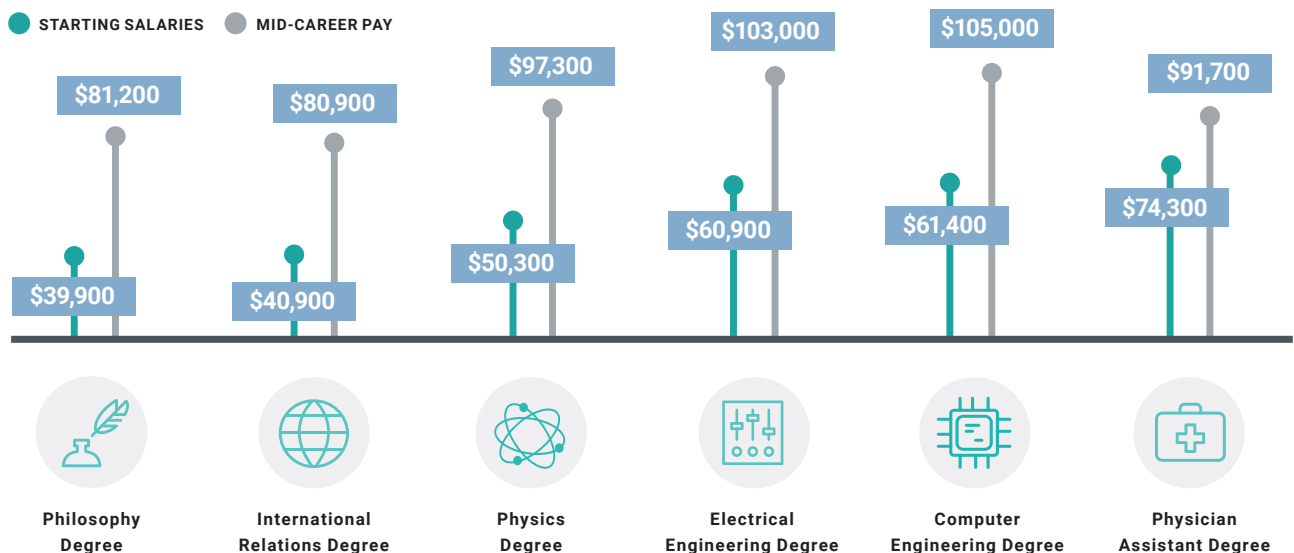
Increasing a student's chance at a career in a high-demand, high-wage field requires the right degree. **CCIC member colleges and universities award the highest percentage of Science, Technology, Engineering, and Math (STEM) bachelor's and advanced degrees in the state!**



Source: IPEDS, 2015-16

for high demand jobs

Boot-camps and associate degrees can be a good starting point, but they don't prepare students with the technical and leadership skills needed to advance in a high-demand career. The bachelor's degrees offered at independent 4-year colleges and universities prepare students for financial success.



Source: PayScale Inc

Benefit from opportunities the sector brings to all Connecticut residents!

The economic and social impact of non-profit colleges and universities is among one of the largest of any sector in the state. Our mission has always been and will continue to be higher education for the public good.

Saving tax payers \$739 Million

That's how much it would cost Connecticut if private colleges didn't exist and CCIC member students earned the same number of bachelor's degrees from Connecticut's public institutions instead.


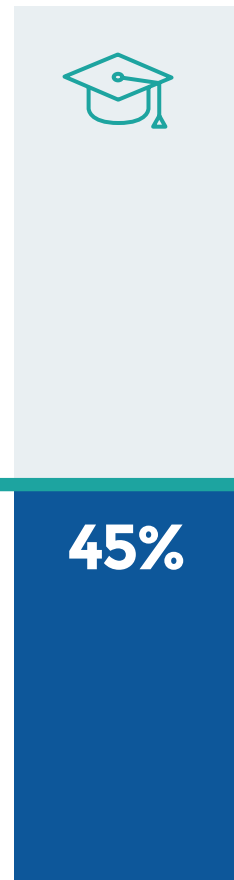
Source: IPEDS and OFA Budget Book

**WE PRODUCE
45% OF THE BACHELOR'S
DEGREES IN CT,
BUT RECEIVE LESS THAN
1% OF THE PUBLIC
FUNDING FOR
HIGHER EDUCATION**

**BACHELOR'S
DEGREES
GRANTED**



**STATE
FUNDING**



Source: IPEDS & OFA Budget Book



The state's third largest employer!

21,433 full-time equivalent employees working in the sector
at CCIC member institutions

\$2.7 Billion

DIRECT SPENDING BY
institutions, their employees, visitors
and students

Source: CICU-IRPS 2016 Economic Impact Report

\$21.8 Billion

TOTAL ECONOMIC IMPACT
for our economy by CCIC member
campuses

Source: CICU-IRPS 2016 Economic Impact Report

7,300

First year students
come from other states
each year, many of
whom stay and build
their careers here

Source: National Center for Education Statistics

200,000+

**OF CCIC ALUMNI LIVE
IN CONNECTICUT**

GENERATING

\$2.8 Billion

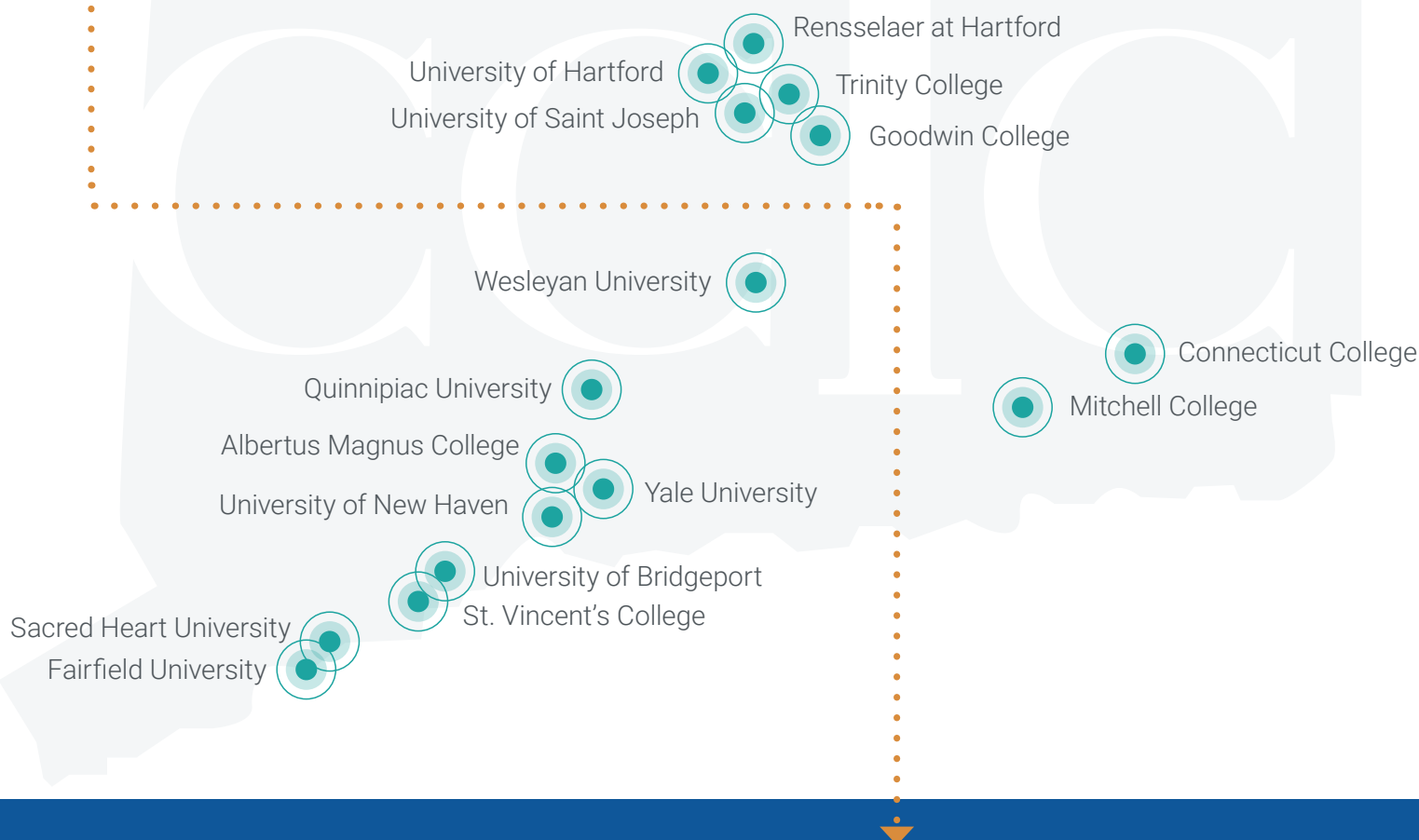
IN SPENDING ANNUALLY

*Source: CICU-IRPS 2016 Economic
Impact Report*



START
NOW

The path to Connecticut's success lies in helping our students reach their full potential!



To learn more about the Full Potential Roadmap visit

THECCIC.ORG/ROADMAP



The Connecticut Conference of Independent Colleges (CCIC) is dedicated to improving, strengthening and growing CT private colleges and independent universities. CCIC serves its members, sixteen accredited nonprofit independent colleges and universities in Connecticut, through government relations, public policy development, research analysis, communications and coordinated member services.

21 Talcott Notch Road, Suite 1, Farmington, CT 06032 | 860.678.0005 | theccic.org