

Guide to Connecticut's Independent Colleges 2013-14



Table of Contents

| | |
|---|-------|
| Why Choose a Connecticut Independent College or University | 3 |
| CCIC Fast Facts: Independent Institutions Serving Connecticut | 4 |
| Financial Aid Q & A | 5 |
| State Financial Aid Programs for CT Students | 7 |
| Federal Financial Aid Programs for CT Students | 8 |
| Visit Our Campuses (map & links) | 9 |
| Table: Areas of Undergraduate Study (Degree Offerings) | 10-17 |
| School Profiles | 18-33 |
| Additional Resources | 34 |



Why Choose a Connecticut Independent College or University?

Choosing a college is one of the most important decisions a learner can make. The college chosen will influence career choices and form the basis for lifelong learning and friendships. Independent colleges are free of direct state control and can offer the widest possible variety of educational programs and services to students.

CCIC Institutions:

- provide a quality education
- respond to the educational and personal needs of their students
- comprise a sector rich in the liberal arts and sciences tradition
- are student-friendly
- offer innovative academic programs
- provide individualized teaching environments
- facilitate dynamic campus life
- prepare students for a career or graduate school
- comprise a sector with a rigorous focus on personal inquiry and the development of strong personal values
- are affordable - the average annual financial aid package for our students totals approximately \$22,000
- provide several types of financial aid on the basis of each student's individual financial situation. Most students receive some form of financial aid to help pay for their education.
- offer small classes and an average faculty to student ratio of 13-1
- graduate twice as many students within four years than students who graduate from public institutions.

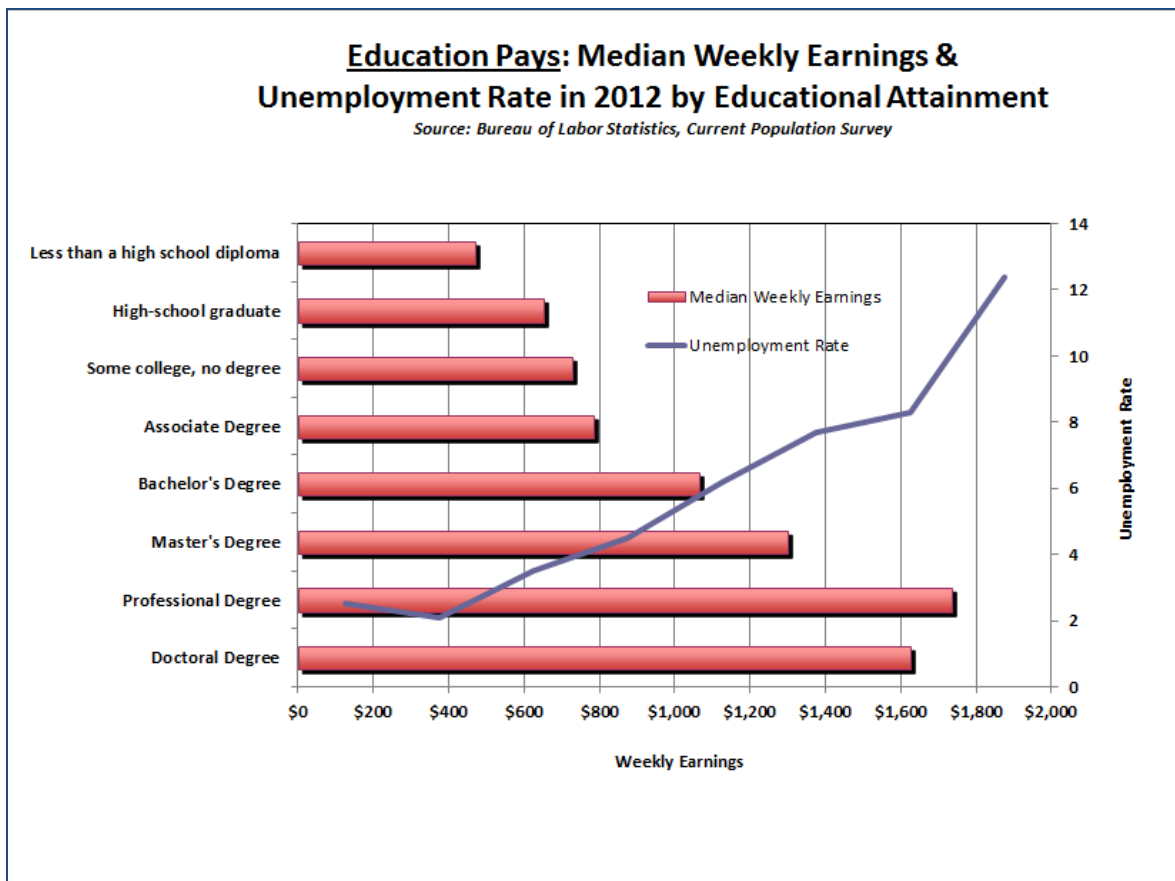
At Connecticut's independent colleges, students don't learn what to think—they learn how to learn.

These critical thinking skills, as well as the ability to acquire new knowledge and skills, to communicate effectively and to understand other languages and cultures, are at the center of a liberal arts education. Likewise, these well-developed, flexible skills are the key to staying ahead and succeeding in today's constantly changing global knowledge-based economy.

Put simply, a degree from Connecticut's independent colleges and universities is an investment that keeps on giving, and that won't become obsolete with each new innovation.

CCIC Fast Facts: Independent Institutions Serving Connecticut

- Connecticut residents made up 38% of all undergraduate students enrolled at CCIC institutions in 2010-11.
- Enroll 31% of all college students statewide including 45% of minority students at four-year institutions.
- Award 44% of all degrees granted in Connecticut in 2010-11, including 44% of all Bachelor's
- Award 57% of all degrees received by minority students (four-year and above).
- Award 53-72% of four-year and above degrees given in key economic development cluster areas.
- Connecticut independent colleges provided nearly \$65 million annually in need-based institutional financial aid to Connecticut undergraduates in 2011-12.



**Recent data shows that education continues
to pay in higher earnings and lower unemployment rates.**

Financial Aid Q & A

“Can I afford the college of my choice?”

Most financial aid is based on the financial "need" of each individual student. Financial "need" is the difference between the cost of education and a student's/family's ability to contribute toward meeting that cost. Because the expected family contribution is based on a national financial aid formula, the amount of that contribution will be similar at each college and university to which you apply. Consequently, the amount of financial aid you may be eligible for will vary from college to college, based primarily on the total cost of education at each institution. Keep in my, however, the college may not meet 100% of your "need." The amount of financial aid you receive is contingent upon the college's awarding practices and the availability of funds.

“What are some sources of financial aid?”

Students receive financial aid from a remarkable array of sources. You may apply for assistance from the federal and state governments, civic or church groups, your employer, your parent's employer or union, professional organizations, and the colleges and universities themselves.

See below to learn about the major state and federal aid programs available to Connecticut students. This information is as up-to-date as possible, but programs are subject to change. You can also check on the latest program information and learn more about financial aid from a college or university financial aid officer or from your high school guidance counselor.

“Who should apply for financial aid?”

Everyone should apply for financial aid. Even if you think you are not eligible for financial aid - **APPLY!** The majority of Connecticut students attending independent colleges and universities receive financial aid. When you are considering the out of pocket cost of attending different institutions, you should include not only tuition, but fees, room and board, transportation, books, and personal expenses-minus any financial aid for which you may be eligible. In order to make these comparisons, you need to apply for financial aid as soon as possible.

“When and how do I apply for financial aid?”

The beginning of your senior year in high school is the best time to start inquiring about financial aid. Your best sources of information are the financial aid officers at the colleges and universities you wish to attend. As you request admissions information from the institutions, also ask for a financial aid application and any related information. Apply even if you think you will not qualify!

All colleges and universities will require you to submit the Free Application for Federal Student Aid (FAFSA) if you plan to apply for financial aid based on "need." This form is usually submitted after January 1 of your senior year of high school.

Some colleges will ask you to submit an additional financial aid application (like the PROFILE form) that may include a statement of your family's financial resources. Check with the college about required forms and deadlines.

Once you are accepted to colleges, you will find that aid award packages will vary, yet each will provide information regarding how much federal, institutional and state aid for which you are eligible. Take the time to compare the packages and follow up with the individual financial aid offices if you have any questions. Once you select the right college for you, don't forget to follow through on your financial aid. Be sure to accept your award package and submit any necessary applications or paperwork.

Sample Financial Aid Packages

Family Profile #1

| | |
|---|-----------|
| Family Size | 5 |
| Number in College | 2 |
| Parent's Adjusted Gross Income (AGI) | \$107,576 |
| Student's AGI | \$2,141 |
| Family Assets | \$26,000 |
| Total Cost of Attendance | \$29,984 |
| Total Expected Family Contribution (EFC) | \$11,752 |
| Gross Need (Cost of Attendance minus EFC) | \$18,232 |

Package

| | |
|----------------------------------|-----------------|
| Grants & Scholarships | \$11,300 |
| Loan Aid | \$4,500 |
| Work Aid | \$1,400 |
| Total Financial Aid | \$17,200 |

Unmet Need (Gross Need minus Financial Aid) \$1,032

Family Profile #2

| | |
|---|----------|
| Family Size | 2 |
| Number in College | 1 |
| Parent's Adjusted Gross Income (AGI) | \$30,171 |
| Student's AGI | \$1,262 |
| Family Assets | \$0 |
| Total Cost of Attendance | \$29,984 |
| Total Expected Family Contribution (EFC) | \$3,710 |
| Gross Need (Cost of Attendance minus EFC) | \$26,274 |

Package

| | |
|----------------------------------|-----------------|
| Grants & Scholarships | \$11,300 |
| Loan Aid | \$4,500 |
| Work Aid | \$1,400 |
| Total Financial Aid | \$17,200 |

Unmet Need (Gross Need minus Financial Aid) \$1,032

State Financial Aid Programs for Connecticut Students Attending a Connecticut Independent College or University

Grants

| Program | Eligibility | Amount |
|--|---|---|
| <u>CT Minority Teacher Incentive Grant</u> | Minority juniors or seniors enrolled in a CT college or university teacher preparation program. | Grants up to \$5,000 a year for 2 years; loan reimbursement of \$2,500 a year for up to 4 years of teaching in a CT public school. |
| Governor's Scholarship – Need & Merit-Based Award | CT resident who is a high school senior or graduate with a high school junior year class rank of 20% or better and/or SAT scores of at least 1800 or ACT score of at least 27. Recipient must attend a CT public or non-profit private college. | Up to \$4,500 a year for full-time attendance in a 4-year program of study; up to \$3,500 a year for full-time attendance in a 2-year program of study. |
| Governor's Scholarship – Need-Based Award | CT resident who attends a CT public or non-profit private college. Recipient must have a federal Expected Family Contribution (EFC) within the allowable range. | Up to \$3,000 for full-time study in a 2- or 4-year program of study. |

Loans

| Program | Eligibility | Amount |
|----------------------------|--|---|
| <u>CHESLA Loan Program</u> | Families with a student enrolled at least half-time in a CT non-profit college or a CT resident enrolled at least half-time in a non-profit college anywhere in the U.S. | May annually borrow up to full cost of education less other aid at a low fixed interest rate (5.95% or APR between 6.32% to 6.46%). Family only pays interest during in-school years. Graduate and professional students may capitalize interest while in school. Upon completion of college, the loan is paid off over 140 months. |

Federal Financial Aid Programs for Attending a Connecticut Independent College or University

To qualify for federal programs, the student must be a U.S. citizen or eligible non-citizen.

Grants/Work Study

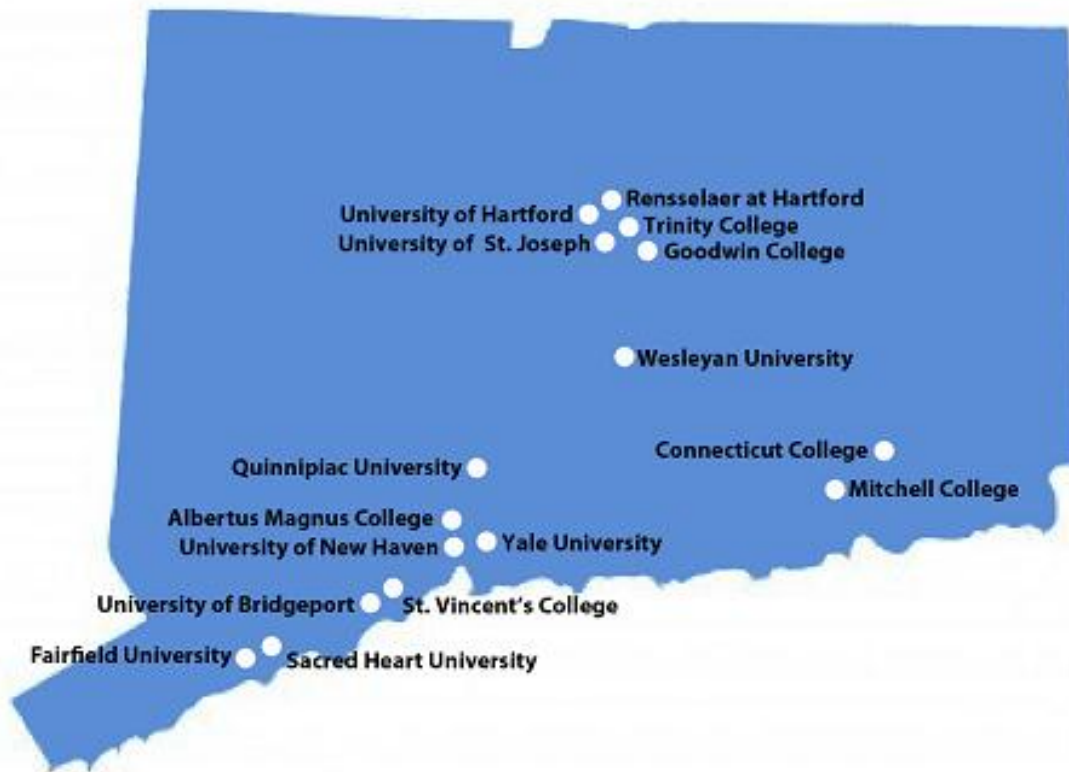
| Program | Eligibility | Amount |
|---|---|--|
| Pell Grant Program | An undergraduate student who demonstrates financial need. | Up to \$5,500 per academic year |
| Supplemental Educational Opportunity Grant | An undergraduate with exceptional financial need. | You can receive between \$100 and \$4,000 a year, depending on when you apply, your financial need, the funding at the school you're attending, and the policies of the financial aid office at your school. |
| Teacher Education Assistance for College and Higher Education (TEACH) Grant Program | Undergraduate or graduate students who intend to teach in a public or private elementary or secondary school that serves students from low-income families. | Up to \$4,000 per year |
| Federal Work Study Program (FWS) | Program provides part-time jobs for undergraduate and graduate students with financial need, allowing them to earn money to help pay education expenses. | Varies, based on wage and hours worked. The amount you earn can't exceed your total FWS award. |

Loans

| Program | Eligibility | Amount |
|--|---|---|
| Perkins Loan | An undergraduate or graduate student with exceptional financial need. | You can borrow up to \$5,500 for each year of undergraduate study (the total you can borrow as an undergraduate is \$27,500). For graduate studies, you can borrow up to \$8,000 per year (the total you can borrow as a graduate is \$60,000 which includes amounts borrowed as an undergraduate). The amount you receive depends on when you apply, your financial need, and the funding level at the school. |
| Subsidized Stafford Loan | Students with financial need (interest is deferred until after graduation) | There are limits on the maximum amount you are eligible to receive each academic year (annual loan limit) and in total (aggregate loan limits). The actual amount you can borrow each year depends on your year in school, whether you are a dependent or independent student , and other factors, and may be less than the maximum amounts shown in the loan limit chart (click to see) . Your school will determine what types of loans and how much you may borrow. The interest rate for undergrads is fixed at 3.4%; 6.8% for graduates. |
| Unsubsidized Stafford Loan | No demonstration of need is required (Interest accrues from the time the loan is first paid out). | See the loan limit chart at the link . The interest rate is currently 6.8% for both graduates and undergraduates. |
| Parent Loans for Undergraduate Students (PLUS) | Parent or stepparent of dependent, undergraduate student that has a good credit history. Full details on eligibility here . | The annual limit on a PLUS Loan is equal to the student's cost of attendance minus any other financial aid the student receives. |

Visit our Campuses!

For information on when and how, click on the links below.



[Albertus Magnus](#)

[Connecticut College](#)

[Fairfield University](#)

[Goodwin College](#)

[Mitchell College](#)

[Quinnipiac University](#)

[Rensselaer Polytechnic Institute](#)

[Sacred Heart University](#)

[St. Vincent's College](#)

[Trinity College](#)

[University of Bridgeport](#)

[University of Hartford](#)

[University of New Haven](#)

[University of Saint Joseph](#)

[Wesleyan University](#)

[Yale University](#)

| Areas of Undergraduate Study | Albertus Magnus College | Connecticut College | Fairfield University | Goodwin College | Mitchell College | Quinnipiac University | Rensselaer | Sacred Heart University | St. Vincent's College | Trinity College | University of Bridgeport | University of Hartford | University of New Haven | University of Saint Joseph | Wesleyan University | Yale University |
|---|-------------------------|---------------------|----------------------|-----------------|------------------|-----------------------|------------|-------------------------|-----------------------|-----------------|--------------------------|------------------------|-------------------------|----------------------------|---------------------|-----------------|
| Accounting | | | ✓ | | | ✓ | | ✓ | | | ✓ | ✓ | ✓ | ✓ | | |
| Actor Training | | | | | | | | | | | | | ✓ | | | |
| Advertising | | | | | | ✓ | | | | | | | | | | |
| African American Studies | | | | | | | | | | | | | | | ✓ | ✓ |
| African Studies | | ✓ | | | | | | | | | | | | | | ✓ |
| Amer Chem Soc Cert Major Chemistry/Biochemistry | | ✓ | | | | | | | | | | | | | | |
| Amer Chem Soc Cert Major in Chemistry | | ✓ | | | | | | | | | | | | | | |
| American Studies | | ✓ | ✓ | | | | | | | ✓ | | | | | ✓ | ✓ |
| Anthropology | | ✓ | | | | | | | | ✓ | | | | | ✓ | ✓ |
| Applied Mathematics | | | | | | | | | | | | | | | | ✓ |
| Applied Physics | | | | | | | | | | | | | | | | ✓ |
| Archaeology | | | | | | | | | | | | | | | ✓ | ✓ |
| Architectural Engineering Technology | | | | | | | | | | | | ✓ | | | | |
| Architectural Studies | | ✓ | | | | | | | | | | | | | | |
| Architecture | | | | | | | | | | | | | | | | ✓ |
| Art | ✓ | ✓ | | | | | | | | | | | ✓ | | ✓ | ✓ |
| Art & Design | | | | | | | | ✓ | | | | | | | | |
| Art History | ✓ | ✓ | ✓ | | | | | | | ✓ | | ✓ | | ✓ | ✓ | |
| Astronomy | | | | | | | | | | | | | | | ✓ | ✓ |
| Astronomy & Physics | | ✓ | | | | | | | | | | | | | | ✓ |
| Athletic Training/Sports Medicine | | | | | | ✓ | | ✓ | | | | | | | | |
| Audio Engineering Technology | | | | | | | | | | | | ✓ | | | | |
| Automated Manufacturing Engineering | | | ✓ | | | | | | | | | | | | | |
| Behavioral Neuroscience | | ✓ | | | | ✓ | | | | | | | | | | |
| Biochemistry | | | ✓ | | | ✓ | | | | ✓ | | | | ✓ | | |
| Biochemistry, Cellular & Molecular Biology | | ✓ | | | | | | | | | | | | | | |
| Biology | ✓ | ✓ | ✓ | | | ✓ | | ✓ | | ✓ | ✓ | ✓ | ✓ | ✓ | ✓ | ✓ |
| Biology Chemistry | ✓ | | | | | | | | | | | | | | | |
| Biomedical Engineering | | | | | | | | | | | | | | | | ✓ |
| Biomedical Marketing | | | | | | ✓ | | | | | | | | | | |
| Biomedical Sciences | | | | | | ✓ | | | | | | | | | | |
| Biotechnology | | | | | | | | | | | | | ✓ | | | |
| Botany | | ✓ | | | | | | | | | | | | | | |
| Business Administration | ✓ | | | ✓ | ✓ | ✓ | | ✓ | | | ✓ | | | | | |
| Business Economics | | | | | | | | ✓ | | | | | | | | |
| Business Management | ✓ | | | | | | | | | | | | | | | |

| Areas of Undergraduate Study | Albertus Magnus College | Connecticut College | Fairfield University | Goodwin College | Mitchell College | Quinnipiac University | Rensselaer | Sacred Heart University | St. Vincent's College | Trinity College | University of Bridgeport | University of Hartford | University of New Haven | University of Saint Joseph | Wesleyan University | Yale University |
|--|-------------------------|---------------------|----------------------|-----------------|------------------|-----------------------|------------|-------------------------|-----------------------|-----------------|--------------------------|------------------------|-------------------------|----------------------------|---------------------|-----------------|
| Ceramics | | | | | | | | | | | | ✓ | | | | |
| Chemical Engineering | | | | | | | | | | | | | ✓ | | | ✓ |
| Chemistry | ✓ | ✓ | ✓ | | | ✓ | | ✓ | | ✓ | | ✓ | ✓ | ✓ | ✓ | ✓ |
| Child Studies | | | | ✓ | | | | | | | | | | ✓ | | |
| Chinese | | ✓ | | | | | | | | | | | | | | ✓ |
| Cinema | | | | | | | | | | | | ✓ | | | | |
| Civil Engineering | | | | | | ✓ | | | | | | ✓ | ✓ | | | |
| Classical Civilization | | | | | | | | | | ✓ | | | | | ✓ | ✓ |
| Classics | | ✓ | | | | | | | | | | | | | | ✓ |
| Clinical Laboratory Science/Medical Technology | | | | | | | | | | | | ✓ | | | | |
| Cognitive Science | | | | | | | | | | | | | | | | ✓ |
| College of Letters | | | | | | | | | | | | | | | ✓ | |
| College of Social Studies | | | | | | | | | | | | | | | ✓ | |
| Communications | ✓ | | ✓ | | ✓ | ✓ | | | | | | ✓ | ✓ | | | |
| Communication & Technology Studies | | | | | | | | ✓ | | | | | | | | |
| Computer Applications & Information Systems | | | | | | | | | | | ✓ | | | | | |
| Computer Engineering | | | ✓ | | | | | | | | ✓ | ✓ | ✓ | | | |
| Computer Engineering Technology | | | | | | | | | | | | ✓ | | | | |
| Computer Information Systems | ✓ | | | | | ✓ | | | | | | | | | | |
| Computer Science | | ✓ | ✓ | | | ✓ | | ✓ | | ✓ | ✓ | ✓ | ✓ | | ✓ | ✓ |
| Computer Science & Mathematics | | | | | | ✓ | | | | | | | | | | ✓ |
| Computer Science & Psychology | | | | | | | | | | | | | | | | ✓ |
| Computing and The Arts | | | | | | | | | | | | | | | | ✓ |
| Criminal Justice | ✓ | | | ✓ | ✓ | ✓ | | ✓ | | | | ✓ | ✓ | | | |
| Criminal Justice and Human Security | | | | | | | | | | | ✓ | | | | | |
| Dance | | ✓ | | | | | | | | | | ✓ | | | ✓ | |
| Dental Hygiene | | | | ✓ | | | | | | | ✓ | | ✓ | | | |
| Diagnostic Imaging | | | | | | ✓ | | | | | | | | | | |
| Dietetics & Nutrition | | | | | | | | | | | | | | ✓ | | |
| Drawing | | | | | | | | | | | | ✓ | | | | |
| Early Childhood Education | | ✓ | | ✓ | ✓ | | | | | | | ✓ | | | | |
| Early Childhood Education, with a Concentration in Business Administration | | | | | ✓ | | | | | | | | | | | |
| Earth & Environmental Science | | | | | | | | | | | | | | | ✓ | |
| East Asian Studies | | ✓ | | | | | | | | | | | | | ✓ | ✓ |

| Areas of Undergraduate Study | Albertus Magnus College | Connecticut College | Fairfield University | Goodwin College | Mitchell College | Quinnipiac University | Rensselaer | Sacred Heart University | St. Vincent's College | Trinity College | University of Bridgeport | University of Hartford | University of New Haven | University of Saint Joseph | Wesleyan University | Yale University |
|---|-------------------------|---------------------|----------------------|-----------------|------------------|-----------------------|------------|-------------------------|-----------------------|-----------------|--------------------------|------------------------|-------------------------|----------------------------|---------------------|-----------------|
| Economics | | ✓ | ✓ | | | ✓ | | | | ✓ | | ✓ | ✓ | | ✓ | ✓ |
| Economics & Finance | | | | | | ✓ | | | | | | ✓ | | | | |
| Economics & Mathematics | | | | | | ✓ | | | | | | | | | | ✓ |
| Educational Studies | | ✓ | | | | | | | | ✓ | | | | | | |
| Electrical Engineering | | | ✓ | | | | | | | | | ✓ | ✓ | | | ✓ |
| Electrical Engineering & Computer Science | | | | | | | | | | | | | | | | ✓ |
| Electronic Engineering Technology | | | | | | | | | | | | | ✓ | | | |
| Elementary Education | | | | | | | | | | | | | ✓ | | | |
| Engineering & Liberal Arts (Co-Op Program With UCONN; RPI; Stevens; Columbia) | | | | ✓ | | | | | | | | | | | | |
| Engineering Science-Environmental Engineering | | | | | | | | | | | | | | | | ✓ |
| Engineering Sciences: Chemical | | | | | | | | | | | | | | | | ✓ |
| Engineering Sciences: Electrical | | | | | | | | | | | | | | | | ✓ |
| Engineering Sciences: Mechanical | | | | | | | | | | | | | | | | ✓ |
| Engineering Technology | | | | | | | | | | | | ✓ | | | | |
| Engineering, General | | | | | | | | | | | | | ✓ | | | |
| Engineering, General, Electrical, Mechanical, Biomedical, Computer | | | | | | | | | | ✓ | | | | | | |
| English | ✓ | ✓ | ✓ | | | ✓ | | ✓ | | ✓ | ✓ | ✓ | ✓ | ✓ | ✓ | ✓ |
| Entrepreneurial Studies | | | | | | ✓ | | | | | | ✓ | | | | |
| Entrepreneurship & Small Business Management | | | | | | ✓ | | | | | | | | | | |
| Environmental Chemistry | | ✓ | | | | | | | | | | | | | | |
| Environmental Engineering | | | | | | | | | | | | | | | | ✓ |
| Environmental Science | | ✓ | | | | | | | | ✓ | | | ✓ | | | |
| Environmental Studies | | ✓ | | ✓ | ✓ | | | | | | | | | | ✓ | ✓ |
| Ethics Politics & Economics | | | | | | | | | | | | | | | | ✓ |
| Exercise Science | | | | | | | | ✓ | | | | | | | | |
| Family Studies | | | | ✓ | | | | | | | | | | ✓ | | |
| Fashion Merchandising | | | | | | | | | | | ✓ | | | | | |
| Feminist, Gender, and Sexuality Studies | | | | | | | | | | | | | | | ✓ | |
| Film Studies | | ✓ | | | | | | | | | | | | | ✓ | ✓ |
| Film, Video and Interactive Media | | ✓ | | | | ✓ | | | | | | | | | | |
| Finance | | | | | | ✓ | | ✓ | | | ✓ | | ✓ | | | |
| Finance/Financial Management | | | ✓ | | | ✓ | | | | | | | | | | |
| Fine Arts | ✓ | | | | | | | | | | | | | | | |

| Areas of Undergraduate Study | Albertus Magnus College | Connecticut College | Fairfield University | Goodwin College | Mitchell College | Quinnipiac University | Rensselaer | Sacred Heart University | St. Vincent's College | Trinity College | University of Bridgeport | University of Hartford | University of New Haven | University of Saint Joseph | Wesleyan University | Yale University |
|--|-------------------------|---------------------|----------------------|-----------------|------------------|-----------------------|------------|-------------------------|-----------------------|-----------------|--------------------------|------------------------|-------------------------|----------------------------|---------------------|-----------------|
| Fire Protection Engineering | | | | | | | | | | | | | ✓ | | | |
| Fire Science | | | | | | | | | | | | | ✓ | | | |
| Forensic Science | | | | | | | | | | | | | ✓ | | | |
| French | | ✓ | ✓ | | | | | | | ✓ | | | | | | ✓ |
| French Studies | | | | | | | | | | | | | | | ✓ | |
| Game Design and Development | | | | | | ✓ | | | | | | | | | | |
| Gender Studies | | ✓ | | | | | | | | | | ✓ | | | | |
| General Studies | ✓ | | | ✓ | | | | ✓ | ✓ | | ✓ | | | | | |
| Geology & Geophysics | | | | | | | | | | | | | | | | ✓ |
| German | | | ✓ | | | | | | | | | | | | | ✓ |
| German Studies | | ✓ | | | | | | | | ✓ | | | | | ✓ | ✓ |
| Gerontology | | | | | | | ✓ | | | | | | | | | |
| Global Studies | ✓ | | | | | | | | | | | | ✓ | | | |
| Government | | ✓ | | | | | | | | | | | | | ✓ | |
| Graphic Design | | | | | | | | | | | ✓ | | ✓ | | | |
| Greek, Ancient and Modern | | | | | | | | | | | | | | | | ✓ |
| Health & Science Studies | | | | | | ✓ | | | | | | | | | | |
| Health Science | | | | ✓ | | ✓ | | ✓ | | | ✓ | ✓ | | | | |
| Hispanic Studies | | ✓ | | | | | | | | ✓ | | | | | | |
| Histology | | | | ✓ | | | | | | | | | | | | |
| History | ✓ | ✓ | ✓ | | | ✓ | | ✓ | | ✓ | | ✓ | ✓ | ✓ | ✓ | ✓ |
| History of Art | | | | | | | | | | | | | | | | ✓ |
| History of Science and Medicine | | | | | | | | | | | | | | | | ✓ |
| Homeland Security | | | | ✓ | ✓ | | | | | | | | | | | |
| Hospitality and Tourism | | | | | ✓ | | | | | | | | | | | |
| Hotel & Restaurant Management | | | | | | | | | | | | | ✓ | | | |
| Human Development | | ✓ | | | ✓ | | | | | | | | | | | |
| Human Rights | | | | | | | | | | ✓ | | | | | | |
| Human Services | ✓ | | | ✓ | | | | | | | ✓ | ✓ | | | | |
| Humanities | ✓ | | | | | | | | | | | | | | | ✓ |
| Iberian Studies | | | | | | | | | | | | | | | ✓ | |
| Illustration | | | | | | | | | | | | ✓ | | | | |
| Independent Majors | | | | | | ✓ | | | | | | | | | | |
| Individualized Interdisciplinary Major | | | | | | | | | | ✓ | | | | | | |
| Individually Designed Major | | ✓ | ✓ | | | | | | | | | | | | | |
| Industrial Design | | | | | | | | | | | ✓ | | | | | |
| Information Systems Management | | | ✓ | | | ✓ | | | | | | | | | | |

| Areas of Undergraduate Study | Albertus Magnus College | Connecticut College | Fairfield University | Goodwin College | Mitchell College | Quinnipiac University | Rensselaer | Sacred Heart University | St. Vincent's College | Trinity College | University of Bridgeport | University of Hartford | University of New Haven | University of Saint Joseph | Wesleyan University | Yale University |
|---|-------------------------|---------------------|----------------------|-----------------|------------------|-----------------------|------------|-------------------------|-----------------------|-----------------|--------------------------|------------------------|-------------------------|----------------------------|---------------------|-----------------|
| Information Systems Management & Accounting | | | | | | ✓ | | | | | | | | | | |
| Information Technology | | | | | | | | | | | | | ✓ | | | |
| Insurance & Finance | | | | | | | | | | | | ✓ | | | | |
| Integrated Elementary/Special Education | | | | | | | | | | | | ✓ | | | | |
| Interactive Digital Design | | | | | | ✓ | | | | | | | | | | |
| <i>Interdisciplinary</i> Computing | | | | | | | | | | ✓ | | | | | | |
| Interdisciplinary Contract Major | | | | | | | | | | | | ✓ | | | | |
| Interdisciplinary Engineering | | | | | | | | | | | | ✓ | | | | |
| Interdisciplinary Studies | | | | | | | | | | | | | | ✓ | | |
| Interdisciplinary Studies, Student Designed | | ✓ | | | | | | | | | | | | | | |
| Interior Design | | | | | | | | | | | ✓ | | ✓ | | | |
| International Business | | | | | | ✓ | | | | | ✓ | | | | | |
| International Political Economy & Diplomacy | | | | | | | | | | | ✓ | | | | | |
| International Relations | | ✓ | | | | | | | | | | | | | | |
| International Studies | | | ✓ | | | | | | | ✓ | | ✓ | | ✓ | | |
| Italian | | | ✓ | | | | | | | | | | | | | ✓ |
| Italian Studies | | ✓ | | | | | | | | ✓ | | | | | ✓ | |
| Japanese | | ✓ | | | | | | | | | | | | | | ✓ |
| Jazz Studies | | | | | | | | | | | | ✓ | | | | |
| Jewish Studies | | | | | | | | | | ✓ | | | | | | |
| Journalism | | | | | | ✓ | | | | | | | | | | |
| Judaic Studies | | | | | | | | | | | | ✓ | | | | |
| Language & Cultural Studies | | | | | | | | | | ✓ | | | | | | |
| Latin American Studies | | ✓ | | | | | | | | | | | | | ✓ | ✓ |
| Legal Studies | | | | | | ✓ | | | | | | ✓ | ✓ | | | |
| Liberal & Professional Studies | | | | | ✓ | | | | | | | | | | | |
| Liberal Studies | | | | | | ✓ | | | | | | | ✓ | | | |
| Linguistics | | | | | | | | | | | | | | | | ✓ |
| Literature | | | | | | | | | | | | | | | | ✓ |
| Literature & Civilization | | | | | | | | | | | ✓ | | | | | |
| Management | ✓ | | ✓ | | | ✓ | | | | | | ✓ | ✓ | ✓ | | |
| Management & Industrial Relations | | | | | | | | | | | ✓ | | | | | |
| Management of Sports Industries | | | | | | | | | | | | | ✓ | | | |
| Marine Biology | | | | | | | | | | | | | ✓ | | | |
| Marketing | | | ✓ | | | ✓ | | ✓ | | | ✓ | ✓ | ✓ | | | |
| Martial Arts Studies | | | | | | | | | | | ✓ | | | | | |

| Areas of Undergraduate Study | Albertus Magnus College | Connecticut College | Fairfield University | Goodwin College | Mitchell College | Quinnipiac University | Rensselaer | Sacred Heart University | St. Vincent's College | Trinity College | University of Bridgeport | University of Hartford | University of New Haven | University of Saint Joseph | Wesleyan University | Yale University |
|--|-------------------------|---------------------|----------------------|-----------------|------------------|-----------------------|------------|-------------------------|-----------------------|-----------------|--------------------------|------------------------|-------------------------|----------------------------|---------------------|-----------------|
| Mass Communication | | | | | | | | | | | ✓ | | | | | |
| Mathematics | ✓ | ✓ | ✓ | | | ✓ | | ✓ | | ✓ | ✓ | ✓ | ✓ | ✓ | ✓ | ✓ |
| Mathematics & Philosophy | | | | | | ✓ | | | | | | | | | | ✓ |
| Mathematics & Physics | | | | | | | | | | | | | | | | ✓ |
| Mathematics/Economics | | | | | | ✓ | | | | | | | | | ✓ | |
| Mechanical Engineering | | | ✓ | | | ✓ | | | | | | ✓ | ✓ | | | ✓ |
| Mechanical Engineering Technology | | | | | | | | | | | | ✓ | | | | |
| Media Arts | | | | | | | | | | | | ✓ | | | | |
| Media Studies | | | | | | ✓ | | ✓ | | | | | | | | |
| Medical Assisting | | | | | | | | | ✓ | | | | | | | |
| Medical Laboratory Science | | | | | | | | | | | ✓ | | | | | |
| Medieval Studies | | | | | | | | | | | | | | | ✓ | |
| Microbiology/Molecular Biology | | | | | | ✓ | | | | | | | | | | |
| Modern Languages & Cultures | | | | | | | | | | | | ✓ | | | | |
| Modern Middle East Studies | | | | | | | | | | | | | | | | ✓ |
| Molecular Biology & Biochemistry | | | | | | | | | | | | | | | ✓ | |
| Molecular Biophysics & Biochemistry | | | | | | | | | | | | | | | | ✓ |
| Multimedia Web Design and Development | | | | | | | | | | | | ✓ | | | | |
| Music | | ✓ | ✓ | | | | | | | ✓ | ✓ | ✓ | ✓ | | ✓ | ✓ |
| Music & Sound Recording | | | | | | | | | | | | | ✓ | | | |
| Music & Technology | | ✓ | | | | | | | | | | | | | | |
| Music Education | | ✓ | | | | | | | | | | ✓ | | | | |
| Music History | | | | | | | | | | | | ✓ | | | | |
| Music Industry | | | | | | | | | | | | | ✓ | | | |
| Music Management | | | | | | | | | | | | ✓ | | | | |
| Music Production & Technology | | | | | | | | | | | | ✓ | | | | |
| Music Theatre | | | | | | | | | | | | ✓ | | | | |
| Music, Teacher Certification | | | ✓ | | | | | | | | | | | | | |
| Near Eastern Languages & Civilizations | | | | | | | | | | | | | | | | ✓ |
| Neuroscience | | | | | | | | | | ✓ | | | | | | |
| Neuroscience & Behavior | | ✓ | | | | ✓ | | | | | | | | | ✓ | |
| New Media | | | ✓ | | | | | | | | | | | | | |
| Nursing (RN) | | | ✓ | ✓ | | ✓ | | ✓ | ✓ | | | ✓ | | ✓ | | |
| Nursing Completion Program (RN to BSN) | | | | ✓ | | | | ✓ | ✓ | | | | | | | |
| Nutrition & Dietetics | | | | | | | | | | | | | ✓ | | | |

| Areas of Undergraduate Study | Albertus Magnus College | Connecticut College | Fairfield University | Goodwin College | Mitchell College | Quinnipiac University | Rensselaer | Sacred Heart University | St. Vincent's College | Trinity College | University of Bridgeport | University of Hartford | University of New Haven | University of Saint Joseph | Wesleyan University | Yale University |
|---------------------------------|-------------------------|---------------------|----------------------|-----------------|------------------|-----------------------|------------|-------------------------|-----------------------|-----------------|--------------------------|------------------------|-------------------------|----------------------------|---------------------|-----------------|
| Occupational Therapy Assistant | | | | ✓ | | | | | | | | | | | | |
| Organizational Studies | | | | ✓ | | | | | | | | | | | | |
| Painting | | | | | | | | | | | | ✓ | | | | |
| Performing Arts Management | | | | | | | | | | | | ✓ | | | | |
| Philosophy | | ✓ | ✓ | | | ✓ | | ✓ | | ✓ | | ✓ | | ✓ | ✓ | ✓ |
| Philosophy & Religion | ✓ | | | | | | | | | | | | | | | |
| Photography | | | | | | | | | | | | ✓ | | | | |
| Physical Sciences | | | | | | | | | | ✓ | | | | | | |
| Physics | | ✓ | ✓ | | | | | | | ✓ | | ✓ | | | ✓ | ✓ |
| Physics & Philosophy | | | | | | | | | | | | | | | | ✓ |
| Political Economy | | | | | | | | | | | | ✓ | | | | |
| Political Science | ✓ | | ✓ | | | ✓ | | ✓ | | ✓ | | ✓ | ✓ | | | ✓ |
| Portugese | | | | | | | | | | | | | | | | ✓ |
| Pre-Cantorial Studies | | | | | | | | | | | | ✓ | | | | |
| Printmaking | | | | | | | | | | | | ✓ | | | | |
| Professional Studies | | | ✓ | | | | | ✓ | | | | | ✓ | | | |
| Psychology | ✓ | ✓ | ✓ | | ✓ | ✓ | | ✓ | | ✓ | ✓ | ✓ | ✓ | ✓ | ✓ | ✓ |
| Public Administration | | | | | | | | | | | | | ✓ | | | |
| Public Policy and Law | | | | | | | | | | ✓ | | | | | | |
| Public Relations | | | | | | ✓ | | | | | | | | | | |
| Radiologic Technology | | | | | | | | | ✓ | | | ✓ | | | | |
| Religion | | | | | | | | | | ✓ | | | | | ✓ | |
| Religious Studies | | ✓ | ✓ | | | | | ✓ | | | | | | ✓ | | ✓ |
| Renaissance Studies | | | | | | | | | | | | | | | | ✓ |
| Respiratory Care | | | | ✓ | | | | | | | | ✓ | | | | |
| Rhetoric & Professional Writing | | | | | | | | | | | | ✓ | | | | |
| Romance Studies | | | | | | | | | | | | | | | ✓ | |
| Russian | | | | | | | | | | ✓ | | | | | | ✓ |
| Russian & East European Studies | | | | | | | | | | | | | | | ✓ | ✓ |
| Russian Language & Literature | | | | | | | | | | | | | | | ✓ | |
| Science in Society | | | | | | | | | | | | | | | ✓ | |
| Sculpture | | | | | | | | | | | | ✓ | | | | |
| Secondary Education | | ✓ | | | | | | | | | | ✓ | | | | |
| Secondary Mathematics Education | | | | | | | | | | | | ✓ | | | | |
| Slavic Studies | | ✓ | | | | | | | | | | | | | | |
| Social Sciences | ✓ | | | | | ✓ | | | | | ✓ | | | | | |
| Social Services | | | | | | ✓ | | | | | | | | | | |
| Social Work | | | | | | | | ✓ | | | | | | ✓ | | |
| Sociology | ✓ | ✓ | | | | ✓ | | ✓ | | ✓ | | ✓ | | | ✓ | ✓ |

| Areas of Undergraduate Study | Albertus Magnus College | Connecticut College | Fairfield University | Goodwin College | Mitchell College | Quinnipiac University | Rensselaer | Sacred Heart University | St. Vincent's College | Trinity College | University of Bridgeport | University of Hartford | University of New Haven | University of Saint Joseph | Wesleyan University | Yale University |
|--|-------------------------|---------------------|----------------------|-----------------|------------------|-----------------------|------------|-------------------------|-----------------------|-----------------|--------------------------|------------------------|-------------------------|----------------------------|---------------------|-----------------|
| Sociology & Anthropology | | | ✓ | | | | | | | | | | | | | |
| Sociology-based Human Relations | | ✓ | | | | | | | | | | | | | | |
| Software Engineering | | | ✓ | | | ✓ | | | | | | | | | | |
| South Asian Studies (2nd Major Program Only) | | | | | | | | | | | | | | | | ✓ |
| Spanish | ✓ | ✓ | ✓ | | | | | ✓ | | | | | | ✓ | | ✓ |
| Spanish Language & Literature | | | | | | ✓ | | | | | | | | | ✓ | |
| Special Divisional Major | | | | | | | | | | | | | | | | ✓ |
| Special Education | | | | | | | | | | | | | | ✓ | | |
| Sport & Fitness Management | | | | | ✓ | | | | | | | | | | | |
| Sport Management | ✓ | | | | | | | ✓ | | | | | | | | |
| Statistics | | | | | | | | | | | | | | | | ✓ |
| Studio Art | ✓ | | ✓ | | | | | | | ✓ | | | | | | |
| Sustainability Studies | | | | | | | | | | | | | ✓ | | | |
| Systems Engineering | | | | | | | | | | | | | ✓ | | | |
| Theater | | ✓ | ✓ | | | ✓ | | | | | | | ✓ | | ✓ | ✓ |
| Theater & Dance | | | | | | | | | | ✓ | | | | | | |
| Tourism & Event Management | | | | | | | | | | | | | ✓ | | | |
| University | | | | | | | | | | | | | | | ✓ | |
| University Studies | | | | | | | | | | | | ✓ | | | | |
| Visual Communication Design | | | | | | | | | | | | ✓ | | | | |
| Women, Gender & Sexuality | | | | | | | | | | ✓ | | | | | | ✓ |
| Women's Studies | | | | | | | | | | | | | | ✓ | | |
| World Religions | | | | | | | | | | | ✓ | | | | | |

Albertus Magnus College is a private, residential, Liberal arts institution located in suburban New Haven. In its strong commitment to a liberal arts education, the College affirms its fidelity to the life of the human mind and spirit as well as for carrying out the Dominican ideal: the search for truth in all its dimensions.

700 Prospect Street
New Haven, Connecticut 06511
Ph: 203.773.8501 Fx: 203.773.5248
www.albertus.edu
1-800-578-9160

Dean of Admissions and Financial Aid

Mr. Richard J. Lolatte
E-mail: admissions@albertus.edu
Office hours: M-F 8:30 a.m. - 4:30 p.m.
Selected Sat. (during semester) 10 a.m.-1 p.m.

Degrees/Programs

AA, AS, BA, BS, BFA, Liberal Studies, MA, Art Therapy,
MA MS Management, MBA, MS Ed.

Admissions Procedures

Fall Application deadline: Rolling
Financial Aid priority date: Filed by Feb. 28

Athletics Division


Div. III, Men's Soccer, Basketball, Baseball, Tennis, Cross-Country, Women's Softball, Volleyball, Basketball, Tennis, Cross-Country, and Soccer; Men's Volleyball

Tuition/Fees/Room/Board

\$35,732

2012 Financial Aid

Need & Merit
Average Award: \$18,125
% Students receiving aid: 90%



Fall 2012 Freshman Profile

(middle 50%)
SAT Verbal: 500-550
SAT Math: 500-550
Freshmen Acceptance Rate: 67%
Average Freshman GPA: 3.0
Number in Freshman Class: 175

2012-2013 Enrollment

(Traditional day program only)

FT Undergraduates: 526
PT Undergraduates: 10
Total Undergraduates: 536
Total Graduate Students: 310
% Undergraduate Men: 35%
% Undergraduate Women: 65%
% Undergraduate Multicultural: 38%
Average Class Size: Varies
Student/Faculty Ratio: 13:1
% Students living on Campus: 58%





CONNECTICUT COLLEGE

270 Mohegan Avenue
New London, Connecticut 06320
Ph: 860.439.2200 Fx: 860.439.4301
www.connecticutcollege.edu

Dean of Admissions and Financial Aid

Martha Merrill

E-mail: admission@conncoll.edu

Office hours: M-F 8:30 a.m. - 5:00 p.m.

Sept.-Dec. Sat. 8:30 a.m. - 4:00 p.m.

Degrees/Programs: BA., MA.

Admissions Procedures

Common Application

Early Decision I deadline: Nov. 15.

Financial Aid priority date: Nov. 15.

Early Decision II & Regular Decision: Jan. 1

Early Decision II Financial Aid priority date: Jan. 15

Regular Decision Financial Aid priority date: Feb. 1

Athletics Division NCAA Div. III, NESCAC

Tuition/Fees/Room/Board \$58,780



Chartered in 1911, **Connecticut College** was founded in the spirit of political and social equality, self-determination, and shared governance. The College seeks students who are not only smart and intellectually curious, but who also bring a wide range of life experiences and perspectives that enable this spirit to endure within the College community. The College's near century-old Honor Code defines campus life and is observed by all students, faculty, and staff. The Honor Code inspires students to challenge themselves to see the world from diverse perspectives, to remain receptive to new ideas and experiences, and, by instilling a sense of mutual respect, to consider how their actions and education may ultimately better the common good. The College offers over 50 majors and minors. All classes and labs are taught by professors. Submission of standardized test scores (SAT, SAT II, ACT) is optional for Admission. Admission is highly selective.

2012-2013 Enrollment

FT Undergraduates: 1,884

PT Undergraduates: 42

Total Undergraduates: 1,926

Total Graduate Students: 7

% Undergraduate Men: 40%

% Undergraduate Women: 60%

% Undergraduate Multicultural
(including foreign): 23%

Average Class Size: 19

Student/Faculty Ratio: 9:1

% Students living on Campus: 82%

Fall 2012 Freshman Profile

SAT Reading: Median 670

SAT Writing: Median 690

SAT Math: Median 650

Freshmen Acceptance Rate: 35.8%

Number in Freshman Class: 503

2012-13 Financial Aid:

Average Award: \$32,860

% Students receiving aid: 48%

Fairfield University is a comprehensive, Jesuit university that challenges students to lead inspired lives of leadership and service by becoming engaged in the world around them. Our distinguished faculty is invested in each individual student's success and academic development. Along with depth in the majors, Fairfield offers a dynamic and well-rounded liberal arts and sciences core and myriad living and learning opportunities, including internships, campus leadership roles, study abroad, service programs, learning communities, as well as a rich variety of cultural and extracurricular activities.



Fairfield UNIVERSITY

North Benson Road
Fairfield, Connecticut 06824-5195
Ph: 203.254.4100 Fx: 203.254.4199
www.fairfield.edu

Director of Admissions

Ms. Karen Pellegrino
E-mail: admis@fairfield.edu
Office hours: M-F 8:30 a.m. - 4:30 p.m.

Degrees/Programs

BA & BS
32 majors/20 minors (interdisciplinary)

Admissions Procedures Deadlines

Early action: Nov. 1
Regular action: Jan. 15
Scholarship deadline: Jan. 15

Athletic Division

Div. I, 20 sports

Tuition/Fees/Room/Board

\$57,240

2012 Financial Aid

Need, Merit, & Athletic
Average Award: \$26,584
% Students receiving aid: 67%



2012-13 Enrollment

FT Undergraduates: 3,471
PT Undergraduates: 408
Total Undergraduates: 3,879
Total Graduate Students: 1,120
% Undergraduate Men: 41%
% Undergraduate Women: 59%
% Undergraduate Multicultural: 13.6%
Average Class Size: Varies
Student/Faculty Ratio: 11:1
% Living on Campus: 82%

Fall 2012 Freshman Profile

SAT Math (middle 50%) 594
SAT Verbal (middle 50%) 580
SAT Written (middle 50%) 589
Freshmen Acceptance Rate: 69%
Average Freshman GPA: 3.36
Number in Freshman Class: 1,029



GOODWIN COLLEGE

Goodwin College is a private, non-profit institution located in East Hartford offering Bachelor of Science Degrees, Associate in Science Degrees and Collegiate Certificates. With a focus on in-demand career programs, Goodwin College offers three semesters annually allowing full-time students the ability to complete their Associate Degree in less than two years and their Bachelor degree in less than four years. Evening, weekend and on-line classes are available to help students maintain a balance among academics, work and family priorities. A culture of individual attention is enhanced by a small student-faculty ratio resulting in a community that encourages students to reach academic, professional and personal potential.

One Riverside Drive
East Hartford, CT 06118
Ph: 860.528.4111
Toll free: 800.889.3282
www.goodwin.edu

Director of Admissions
Nicholas Lentino
E-mail: nlentino@goodwin.edu
Office hours: M-F 8:00 a.m. - 5:00 p.m.

Degrees/Programs
Bachelor of Science: 9
Associate in Science: 18
Collegiate Certificates: 15

Admissions Procedures
Applications accepted throughout the year.

Tuition/Fees \$28,900, based on FT enrollment

2012-13 Financial Aid Need & Merit
Average Award (full time): \$10,805
% Students Receiving Aid: 93%

2012-13 Enrollment

FT Undergraduates: 495
PT Undergraduates: 2,822
Total Undergraduates: 3,317
% Undergraduate Men: 17%
% Undergraduate Women: 83%
% Undergraduate Multicultural: 46%
Average Class size: 13
Student/Faculty Ration: 11:1

Fall 2012 Freshman Profile

SAT Verbal: not required
SAT Math: not required
Freshmen Acceptance Rate:
Open enrollment
Average Freshman GPA: N/A



Mitchell College, a private, institution of Higher education, provides a transforming Educational experience. Within a diverse and student-centered community and with an emphasis on holistic student development, Mitchell College supports individual learning differences, nurtures untapped academic potential, and instills the professional knowledge and skills necessary for students to contribute to an ever changing world.

437 Pequot Avenue
New London, Connecticut 06320
Ph: 800.443.2811 Fx: 860.444.1209
www.mitchell.edu

Vice President of Enrollment

Ms. Susan Bibeau
E-mail: admissions@mitchell.edu
Office hours: M-F 8:30 a.m. - 5 p.m.

Degrees/Programs AA, AS, BS, BA, Certificate

Admissions Procedures

Fall Application deadline: Rolling
Financial Aid priority date: April 1

Athletics Division NCAA Div. III



Tuition/Fees/Room/Board \$45,586

2012 Financial Aid Need and Merit
Average Award: \$15,113
% Students receiving aid: 82%


Fall 2012 Freshman Profile

SAT Verbal: Not Required
SAT Math: Not required
Freshmen Acceptance Rate: 60%
Average Freshman GPA: Not required
Number in Freshman Class: 294

2012-13 Enrollment

FT Undergraduates: 731
PT Undergraduates: 127
Total Undergraduates: 858
% Undergraduate Men: 53%
% Undergraduate Women: 47%
% Undergraduate Multicultural: 24.4%
Student/Faculty Ratio: 14:1
% Students living on Campus: 56%





“Three Campuses, One University” **Quinnipiac** is known for its excellence in health sciences, business, nursing, communications, education, liberal arts and sciences and law. In the last two years engineering and the Frank Netter MD School of Medicine have opened making Quinnipiac one of the very few Universities in the country with Schools of both Law and Medicine. The Mount Carmel campus, with broad lawns, state-of-the-art facilities, the Arnold Bernhard Library, residence halls (doubles, suites and apartments) is a suburban campus with free shuttle access to the conveniences of Hamden, North Haven and New Haven. The nearby York Hill campus, is home to the TD Bank Sports Center with twin arenas for hockey and basketball, suite housing for juniors and seniors and Rocky Top, a lodge-like student center. And just 4 miles away in North Haven, the Center for Medicine, Nursing and Health Sciences offers a collaborative approach to educating a broad range of health care practitioners.

275 Mount Carmel Avenue
Hamden, Connecticut 06518
Ph: 203.582.8600 Fx: 203.582.8906
800.462.1944
www.quinnipiac.edu

V.P. & Dean of Admissions

Ms. Joan Isaac Mohr
E-mail: admissions@quinnipiac.edu
Office hours: M-F 8 a.m. -5 p.m.

Degrees/Programs

BA, BS, MA, MS, MAT, MBA,
MSW, MD,DPT, JD

Admissions Procedures

Fall Application deadline: *Feb. 1
Financial Aid priority date: Mar. 1
Early Application (Binding),
available in all majors: Nov. 1,
*Rolling admissions, Early application
recommended. Nov. 15 recommended
deadline for nursing, physical therapy and
physician assistant.

Athletics Division NCAA Div. I; MAAC
Conference 19 sports, 12 women’s 7
men’s; ECAC men’s and women’s ice
hockey.

2012-13 Tuition/Fees/Room/Board
\$52,250

2012-13 Enrollment

FT Undergraduates: 6,289
PT Undergraduates: 162
Total Undergraduates: 6,451
Total Graduate Students: 2,197
% Undergraduate Men: 37%
% Undergraduate Women: 63%
% Undergraduate Multicultural: 18%
Average Class Size: 22
Student/Faculty Ratio: 16:1
% Students living on campus: 80%

Fall 2012 Freshman Profile

SAT Verbal: 540
SAT Math: 560
Freshmen Acceptance Rate: 63%
Average Freshman GPA: 3.4
Number in Freshman Class: 1787

2012 Financial Aid

Need and Merit
Average Award: \$22,679
% Students receiving aid: 78%





Rensselaer

110 8th Street
Troy, New York 12180-3590
Phone: 518.276.6216
FAX: 518.276.4072
www.rpi.edu | www.rh.edu
Hartford Campus Ph: 860.548.2400



Rensselaer Polytechnic Institute is the nation's oldest technological university. The main campus, located in Troy, New York is a nonsectarian, coeducational institution offering more than 110 programs and 700 courses that lead to degrees in: Architecture, Science, Engineering, Humanities, Arts, and Social Studies, Business, and Information Technology. Rensselaer at Hartford, with branch campuses located in downtown Hartford and Groton, Connecticut offers graduate programs in Computer Science, Engineering, Information Technology, and Management. In addition, short courses, seminars, and workshops are offered through Rensselaer's Centers for Professional Development.

Vice President for Enrollment
Dr. Paul Marthers
Email: marthp@rpi.edu
M-F 8:30 a.m. - 5:00 p.m.

Degrees/Programs: Bachelor's,
Master's, Doctoral, Certificate programs

Admissions Procedures
Fall Application deadline: Jan. 15
Financial Aid priority date: Oct. 1

Tuition/Fees/Room/Board 2013-14: \$59,229

2012-13 Enrollment
FT Graduates: 1,161
PT Graduates: 429
Total Graduates: 1,590

Fall 2012 Freshman Profile
SAT Verbal: 656
SAT Math: 710
Freshmen Acceptance Rate: 44%
Average Student GPA: A-/B+

2012 Undergraduate Financial Aid:
Merit & Need Based
% Students receiving aid: 95%



Sacred Heart UNIVERSITY

5151 Park Avenue
Fairfield, Connecticut 06825
Ph: 203.371.7880 Fx: 203.365.7607
www.sacredheart.edu

Executive Director of Undergraduate Admissions:
Mr. Jamie P. Romeo
E-mail: romeoj@sacredheart.edu
Office hours: M-F 8:30 a.m.-4:30 p.m.

Located on a beautiful suburban campus in Fairfield, Connecticut and recognized for its commitment to technology, **Sacred Heart University** is known for its Mobile Computing Program and wireless technology. The philosophy of active and engaged learning permeates our campus in and outside the classroom. There are 40 academic programs offered in the Colleges of Arts and Science, John F. Welch College of Business and Education and Health Professions. Outside the classroom students will find 88 clubs and organizations, 31 Division I athletic teams, 24 club sport teams and a strong commitment to community service.

Degrees/Programs: BA, BS, MBA, MOT, DPT, MHSM, MED, MARS, MSCS, MSIT, MSN

Admissions Procedures

Fall Application deadline: Feb. 1 Priority/Rolling
Early Decision: Dec. 1
Financial Aid priority date: Feb. 15

Fall 2012 Freshman Profile

SAT Critical Reading: 500-580 (middle 50%)
SAT Math: 510-600 (middle 50%)
Freshmen Acceptance Rate: 54%
Average Freshman GPA: 3.3
Number in Freshman Class: 1081

Athletics Division: NCAA Division I; 31 athletic teams

Tuition/Fees/Room/Board: \$52,260

2012 Financial Aid

Need, Merit & Athletic
Average Award: \$13,427
% Students receiving aid: 77%

2012-13 Enrollment

FT Undergraduates: 3,399
PT Undergraduates: 693
Total Undergraduates: 4,092
Total Graduate Students: 2,255
% Undergraduate Men: 37%
% Undergraduate Women: 63%
% Undergraduate Multicultural: 13%
Average Class Size: 22
Student/Faculty Ratio: 13:1
% Students living on Campus: 51%





St. Vincent's
COLLEGE

2800 Main Street
Bridgeport, Connecticut 06606
Phone: 203.576.5513 FAX: 203.576.5318
www.stvincentscollege.edu

Director of Admissions

Joseph Marrone
E-mail: jmarrone@stvincentscollege.edu
Office hours: M-F 8 a.m. - 8 p.m.

Degrees/Programs

Associates in Science: Medical Assisting, Nursing, Radiography, General Studies, RN to BSN, BS in Radiologic Science

Certificate Programs: Diagnostic Medical Sonography, Health Care Management, Health Care Reimbursement Specialist, Health Promotion, Medical Office Assistant and Multi-Skilled Assistant, Central Sterile Processing Tech., Hospital Coding Specialist, Medical Assisting, Pharmacy Technician, RN Refresher, CT Scan

Admissions Procedures

Financial Aid priority date: Nov. 15 & March 15
Spring Application deadline: Nov. 1
Fall Application deadline: June 13

Athletics Division N/A

Tuition/Fees \$19,350

2012-13 Enrollment

FT Undergraduates: 180
PT Undergraduates: 660
Total Undergraduates: 840
% Undergraduate Men: 12%
% Undergraduate Women: 88%
% Undergraduate Multicultural: 13%
Student/Faculty Ratio: 20:1
Commuter Students Only


St. Vincent's College offers programs leading to an Associate Degree in nursing, radiography, medical assisting and general studies. The College provides a curriculum in which caring and compassion are integral to the development of technical competency. The College intends that the education it provides will be responsive to the current needs of the health care environment and will serve as the foundation of ongoing education and professional enrichment. Twelve certificate programs are also offered through the Office of Continuing Education.

Fall 2010 Freshman Profile

SAT Verbal: N/A
SAT Math: N/A
Freshmen Acceptance Rate: 69%
Number in Freshman Class: 169

2010 Financial Aid Need and Merit

Average Award: \$9,143
% Students receiving aid: 70%



Summit Street
Hartford, Connecticut 06106
Ph: 860.297.2180 Fax: 860.297.2287
www.trincoll.edu

Dean of Admissions and Financial Aid
Mr. Larry Dow
E-mail: admissions.office@trincoll.edu
Office hours: Sept.-May: M-F 8:30 a.m. - 4:30 p.m.
June-Aug: M-Th 8 a.m.- 4:15 p.m;
F- 8 a.m.-1 p.m.

Degrees/Programs BA, BS, MA

Admissions Procedures

Financial Aid priority date: Feb. 1
Fall ED2 and Regular Decision
Application deadline: Jan. 1
ED1 deadline: Nov. 15

Tuition/Fees/Room/Board \$59,865

2012-13 Enrollment

FT Undergraduates: 2,179
PT Undergraduates: 106
FT Graduate Students: 86
PT Graduate Students: 98
% Undergraduate Men: 51%
% Undergraduate Women: 49%
% Undergraduate Multicultural: 18%
Student/Faculty Ratio: 10:1
% Students living on Campus: 89%

Fall 2012 Freshman Profile

SAT Verbal: 658
SAT Math: 622
Freshmen Acceptance Rate: 34%
Average Freshman GPA: N/A
Number in Freshman Class: 669

2012 Financial Aid Need Based

Average Award: \$37,912
% Students receiving aid: 40%



Trinity College

HARTFORD CONNECTICUT

Founded in 1823, **Trinity College** in Hartford is an independent non-sectarian liberal arts college of the highest quality. Its rigorous curriculum is firmly grounded in the traditional liberal arts disciplines and marked by an array of interdisciplinary studies, exceptional offerings in science and engineering, and distinctive educational connections with Connecticut's capital city and cities around the world. A highly active community outreach program and exceptionally strong internship and study abroad programs provide Trinity students with uncommonly rich opportunities to extend classroom learning, explore potential careers, and make a difference on campus and in the community.





Founded in 1927, the **University of Bridgeport** is a private, nonsectarian, comprehensive urban university located on an 56 acre campus overlooking Long Island Sound in Bridgeport, Connecticut, just one hour from New York City. The University enjoys an international reputation for academic excellence and is currently home to over 4,877 undergraduate and graduate students from 80 countries and 40 states. Over 80 majors and areas of concentration are offered to students in the University's undergraduate schools and colleges.

126 Park Avenue
Bridgeport, Connecticut 06604
Ph: 800E.EXCEL-UB Fax: 203.576.4941
www.bridgeport.edu

Dean of Admissions

Ms. Karissa Peckham
E-mail: admit@bridgeport.edu
Office hours: M-F 8:30 a.m.- 4:30 p.m.

Degrees/Programs Associates, Bachelors, Masters, Sixth Year, EdD., D.C., N.D., PhD.

Admissions Procedures

Fall Application deadline: Rolling
Financial Aid priority date: Apr. 1

Athletics Division NCAA II

Tuition/Fees/Room/Board \$40,190

2012-13 Enrollment

Total Undergraduates: 2,688
Total Graduate Students: 2,189
Total Enrollment 4,877

% Undergraduate Men: 32%
% Undergraduate Women: 68%
% Undergraduate Multicultural: 63%
Average Class Size: 17
Student/Faculty Ratio: 16:1
% Students living on Campus: 50%

Fall 2012 Freshman Profile

SAT Verbal: 500
SAT Math: 505
Freshmen Acceptance Rate: 63%
Average Freshman GPA: 2.93
Number in Freshman Class: 598

Financial Aid 2012-13

Need and Merit
Average Award: \$31,717
% Students receiving aid: 98%





UNIVERSITY OF HARTFORD

The **University of Hartford** offers a variety of academic programs available at few universities of its size, yet strives to foster individual attention. With over 4,000 full-time undergraduate students, the campus is large enough to offer the benefits of a larger university without becoming an impersonal institution. Many opportunities for career preparation can be realized within the more than 86 undergraduate majors and more than 55 graduate degree programs offered by the University.



200 Bloomfield Avenue
West Hartford, Connecticut 06117
Ph: 860.768.4296 Fax: 860.768.4961
www.hartford.edu

Dean of Admissions
Mr. Richard A. Zeiser
E-mail: admission@hartford.edu
Office hours: M-F 8:30 a.m. - 4:30 p.m.

Fall 2012 Freshman Profile
SAT Verbal: 531
SAT Math: 534
Freshmen Acceptance Rate: 41%
Average Freshman GPA: N/A
Number in Freshman Class: 1535

Degrees/Programs Certificate, Associate, Bachelor, Master, Sixth Year Certificate, Doctoral

Admissions Procedures
FII Application deadline: Rolling
Financial Aid priority date: Feb. 1

Athletics Division Div. I

2012-13 Enrollment

FT Undergraduates: 4,503
PT Undergraduates: 781
Total Undergraduates: 5,284
Total Graduate Students: 1,610
% Undergraduate Men: 49%
% Undergraduate Women: 51%
% Undergraduate Multicultural: 25%

Average Class Size 17

Student/Faculty Ratio: 12:1
% Students living on Campus: 62%

Tuition/Fees/Room/Board \$46,840

2012 Financial Aid Need, Merit and Athletic

Average Award: \$16,569
% Students receiving aid: 84%

The University of New Haven is a private student-centered comprehensive university with an emphasis on excellence in liberal arts and professional education. Our mission is to prepare our students to lead purposeful and fulfilling lives in a global society by providing the highest quality education through experiential learning. For more information about UNH, call 1-800-DIAL-UNH Ext. 7319 or visit the website.



300 Boston Post Road
West Haven, Connecticut 06516
Ph: 203.932.7319 Fax: 203.931.6093
www.newhaven.edu

Assoc. V.P. for Enrollment Management

Mr. Kevin Phillips
E-mail: adminfo@newhaven.edu
Office hours: M-F 8:30 a.m.- 4:30 p.m.
Weekend(s): Information Sessions and Campus Tours

Fall 2012 Freshman Profile

SAT Verbal: 470-570 (Middle 50%)
SAT Math: 480-580 (Middle 50%)
Freshmen Acceptance Rate: 71%
Average Freshman GPA: 3.34
Number in Freshman Class: 1,384

Degrees/Programs AS, BA, BS, Certificates,
MA, MS, MBA, PhD.

Admissions Procedures

Early Action I: Nov. 15
Early Action II: Jan. 15
Regular Decision: May 1 Priority/Rolling
Financial Aid Priority Date: March 1

Athletics Division NCAA Division II

Tuition/Fees/Room/Board \$48,910

2012-13 Enrollment

FT Undergraduates: 4267
PT Undergraduates: 426
Total Undergraduates: 4,693
Total Graduate Students: 1,658
% Undergraduate Men: 50%
% Undergraduate Women: 50%
% Undergraduate Multicultural: 13%

Average Class Size Varies

Undergrad. Student/Faculty Ratio: 16:1
% Students living on Campus: 51%

2012 Financial Aid Need, Merit, and Athletic

Average Award: \$16,182
% Students receiving aid: 86%



1678 Asylum Avenue
West Hartford, Connecticut 06117
Ph: 860.231.5216 Fax: 860.231.5744
www.usj.edu

Director of Admissions

Ms. Eileen Hocking
E-mail: admissions@sjc.edu
Office hours: M-F 8:30 a.m. - 4:30 p.m.

Degrees/Programs

B.A., B.S., B.S.N., M.S., M.A., Pharm D

Admissions Procedures

Fall Application deadline: Rolling
Financial Aid priority date: Feb. 15
Freshmen Acceptance Rate: 82%
Number in First Year Class: 347

Athletics Division III (8 sports) Basketball,
Cross Country, Lacrosse, Softball, Swimming/Diving,
Soccer, Tennis, Volleyball

Tuition/Fees/Room/Board \$46,500

2012-2013 Enrollment

FT Undergraduates: 830
PT Undergraduates: 236
Total Undergraduates: 1066
Total Graduates: 900
% Undergraduate Men: 1%
% Undergraduate Women: 99%
% Undergraduate Multicultural: 24%
Average Class Size: 16
Student/Faculty Ratio: 10:1
% Freshman Students living on Campus: 70%

Fall 2012 Freshman Profile

SAT Verbal: 450-530 (middle 50%)
SAT Math: 450-530 (middle 50%)

2012 Financial Aid

Need and Merit
Average Award: \$17,181
% Students receiving aid: 58%



UNIVERSITY OF SAINT JOSEPH

CONNECTICUT

Focused on academic excellence since 1932, Connecticut's premier four-year women's college provides a rigorous, career-focused liberal arts and professional education to a diverse student population. In addition to The Women's College, the **University of Saint Joseph** offers a Weekend Program for Adult Learners and graduate programs for both Master of Science and Masters of Arts. The University of Saint Joseph is also proud to announce that they will be offering their first doctoral degree in Pharmacy, coming soon. Founded by the Sisters of Mercy in the Roman Catholic tradition, the University of Saint Joseph encourages students to be ethical leaders who recognize and serve the needs of others.



70 Wyllys Avenue
Middletown, Connecticut 06459
Ph: 860.685.3000 Fax: 860.685.3001
www.wesleyan.edu

Dean of Admissions and Financial Aid

Ms. Nancy Hargrave Meislahn
E-mail: admissions@wesleyan.edu
Office hours: M-F 8:30 a.m. - 5 p.m.

Degrees/Programs: BA, MALS, PhD, Liberal Arts

Admissions Procedures

Fall Application deadline: Reg. 1/1; Early 11/15
Financial Aid priority dates:
Early decision I & II: 11/15; 1/1
Regular decision: 2/15

Athletics Division NCAA Division III

Tuition/Fees/Room/Board \$60,214

2012-2013 Enrollment

FT Undergraduates: 2,940
PT Undergraduates: --
Total Graduate Students: 322
% Undergraduate Men: 48%
% Undergraduate Women: 52%

Fall 2013 Freshman Profile

SAT Verbal: 705
SAT Math: 700
Freshmen Acceptance Rate: 19.9%
Number in Freshman Class: 753

Student/Faculty Ratio 9:1


% Students living on Campus: 99%

2010 Financial Aid Need Based

Average Award: Varies with need
% Students receiving aid: 48%

WESLEYAN

U N I V E R S I T Y



Wesleyan University is a small, private university of liberal arts and sciences, established in 1831. It is among the most selective institutions in the country, with 81 percent of students in the class of 2013 ranked in the top decile of their secondary school classes. Students are encouraged to see themselves as scholars, participate in the exchange of ideas, and form working relationships with professors. Wesleyan also offers a small graduate program in math, music and sciences. The 240-acre campus is located in Middletown, Connecticut.



Yale

Founded in 1701, Yale University is one of the world's leading centers for teaching and research. It comprises Yale College, the undergraduate school, as well as eleven graduate and professional schools. The 5,300 students in Yale College come from all 50 states and nearly 70 countries, and choose from over 2,000 courses offered each year. Yale's residential life is organized around residential colleges where students live and eat.

New Haven, Connecticut 06520
Ph: 203.432.9300 Fax: 203.432.9392
www.yale.edu

Dean of Undergraduate Admissions
Mr. Jeremiah Quinlan
E-mail: undergraduate.admissions@yale.edu
Office hours: M-F 8:30 a.m.-5 p.m.
Summer hours: 8:30 a.m. - 4:30 p.m.

Degrees/Programs BA, BS, Masters Ph.D., Doctoral, Professional

Admissions Procedures
Fall Application Regular Decision (RD)
deadline: Dec. 31
Single Choice Early Action (EA) deadline: Nov. 1
Financial Aid deadlines:
EA: Nov. 1; RD: Mar. 1



Athletics Division Div. I

Tuition/Fees/Room/Board \$59,320

2012-13 Enrollment

FT Undergraduates: 5,393

PT Undergraduates: 12

Total Undergraduates: 5,405

Total Graduate Students: 6,501

% Undergraduate Men: 50%

% Undergraduate Women: 50%

% Undergraduate Multicultural*: 33%

Fall 2012 Freshman Profile

Middle 50%

SAT Verbal: 700-800

SAT Math: 710-790

Freshmen Acceptance Rate: 8%

Average Freshman GPA: N/A

Number in Freshman Class: 1380

Average Class Size Varies

Student/Faculty Ratio: 6:1

% Students living on Campus: 88%

2012 Financial Aid: Need Blind

Average Award: \$39,324

% Students receiving aid: 59%

*based on non-international enrollment

Additional Resources

Intern Here

www.internhere.com

CTMentor

<http://www.ctmentor.org>

National Association of Independent Colleges and Universities

<http://www.naicu.edu>

You Belong in Connecticut

<http://www.youbelonginct.com>

The Connecticut Distance Learning Consortium

<http://www.ctdlc.org>

Know How to Go CT

www.knowhow2goct.org

National Center for Education Statistics Integrated Postsecondary
Education Data Surveys

<http://nces.ed.gov/ipeds/>

Connecticut Office of Financial Aid and
Academic Affairs for Higher Education

<http://www.ctohe.org>

Connecticut Higher Education Supplemental Loan Authority

<http://www.chesla.org>

Graduate!CT

www.graduategct.org